

OTTO WATT

design Alberto Meda / PAolo Rizzato

LUCE
PLAN

Type: Wall




Light source: LED 8W ^(*) 3000K CRI 80 371 lm EEL:A
dimmer on board

Product use : Indoor

Materials : Aluminium

Colors: mirror, black soft touch, white

Description : With impeccable design logic, Otto Watt interprets and applies the advent of high-efficiency LED light sources for low energy consumption. The 360° adjustable head and the reflector with a glare-proofing filter contribute to the total quality of this lamp.

Insulation class:   

Reference code : Structure

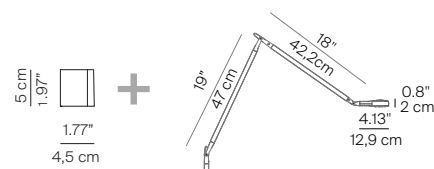
D72N1	1D720=N10002	white
	1D720=N10018	mirror
	1D720=N10001	black soft touch

Wall bracket

D72/4	1D72/4000002	white
	1D72/4000018	mirror
	1D72/4000001	black soft touch



D72N1 + D72/4 wall bracket



^(*) The LED lamps cannot be changed in the luminaire
Power consumption by device