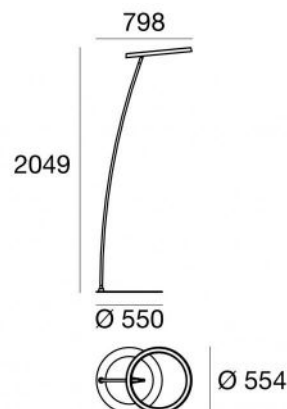



Floor Lamp | 220-240 V
1 topLED 30 W DC - 29 W AC | CRI 80
9321



Technical data	
Designer	Linea Light
Construction year	2020
Type	Floor Lamp
Installation position	Floor
Installation environment	Outdoor
Light Source	LED
Optics	General Lighting
Light emission direction	downward
Power	30 W
Source lumens	3617 lm
Frequency	50 - 60 Hz
CCT / Tone	3000 K
Colour rendering index	80 Ra
C.C. / C.V.	AC
Safety class	2
IP	IP65
IK	IK10
Glow wire test	960°
Direct mounting on normally flammable surfaces	Yes
CE	Yes
Driver included	Driver
Dimmable article	No
Directional	No
Tilting	No
Walk-over	No
Drive-over	No
Cable included	Yes
Cable length	5 m
Electric socket	Type F
Resin potting	Yes
Type of light emission	Single emission
Net weight	10.4 Kg
Electrostatic discharge protection	No
Surge protection	No

Finishing casing	
Material	Iron
Colour	black RAL 9005
Processing	Coating
Finishing diffuser	
Material	PU
Colour	opaline
Finishing mounting frame	
Material	Iron
Colour	black RAL 9005
Processing	Coating

Floor Lamp | 220-240 V | 1 topLED 30 W DC - 29 W AC | CRI 80 | Base 9321

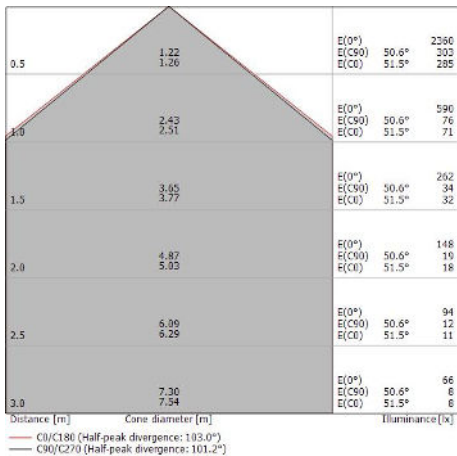
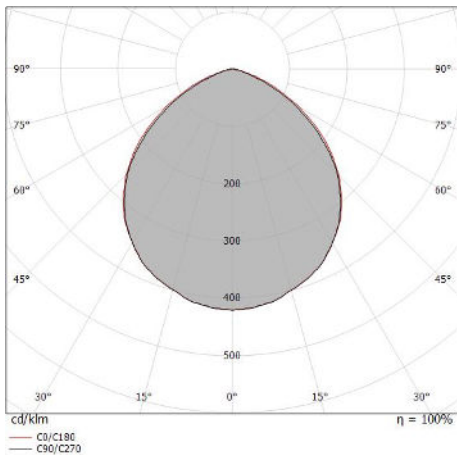
Single emission floor lamp for outdoor application. The warm white LED light source with a general lighting light distribution is composed of 1 topLEDs with CCT of 3000 K and a CRI 80; the source luminous flux is 3617 lm, with a 120.6 lm/W nominal luminous efficacy.

The device body is made of iron and features a black ral 9005 finish, processed by means of coating; the diffuser is made of pu; the mounting frame is made of iron, with a black ral 9005 finish, processed by means of coating. The ingress protection degree is IP65; the total weight is of 10.4 kg.

The total absorbed power is 30 W. The power supply cable is included and features a 5 m lenght.

The device features protection class II and can be floor-mounted.

Compliant with the EN 60598-1 standard and its specific provisions.



Illuminotechnical Features	
Light Output Ratio (LOR)	38 %
Source lumens	3617 lm
Delivered lumens	1401.41 lm
Consumption	29 W
Luminaire efficacy	48 lm/W
Colour temperature	3000 K
Standard Deviation of Colour Matching	3 Step MacAdam
Colour rendering index	80 Ra
Junction temperature (lighting fixture)	80
Standard Operating Ambient Temperature	25
LED Life / Failure Ratio	
L70 B20 C0 72500h	

UGR	
UGR axial	15.5
UGR transversal	15.9
X=4H Y=8H	S=0.25H
Reflection factor	70/50/20

OPTICAL	
Light distribution simmetry	Symmetrical
C0/C180 optics	101°