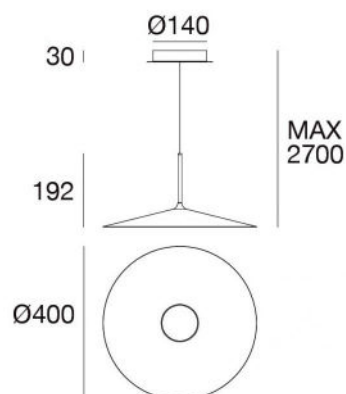



# Poe Plus



Pendant Luminaires | 220-240 V  
36 topLED 15 W DC - 15 W AC | CRI 80  
**8360**

ER| CE C.C.



Technical data	
Construction year	2018
Type	Pendant Luminaires
Installation position	Ceiling
Installation environment	Indoor
Light Source	LED
Optics	General Lighting
Light emission direction	downward
Power	15 W
Source lumens	1861 lm
Frequency	60 - 50 Hz
CCT / Tone	3000 K
Colour rendering index	80 Ra
C.C. / C.V.	AC
Safety class	1
IP	IP20
Glow wire test	850°
Direct mounting on normally flammable surfaces	No
CE	Yes
Driver included	Driver
Dimmable article	No
Directional	No
Tilting	No
Walk-over	No
Drive-over	No
Cable included	Yes
Cable length	2.7 m
Resin potting	No
Type of light emission	Single emission
Net weight	1.65 Kg
Electrostatic discharge protection	No
Surge protection	No

Finishing casing	
Material	Iron
Colour	embossed white RAL 9003
Processing	Powder coating

Finishing diffuser	
Material	UV Resistant Polycarbonate
Colour	opaline
Processing	Sandblasting

Finishing mounting frame	
Material	Iron
Colour	embossed white RAL 9003
Processing	Powder coating

Pendant Luminaires | 220-240 V | 36 topLED 15 W DC - 15 W AC | CRI 80 | Base 8360

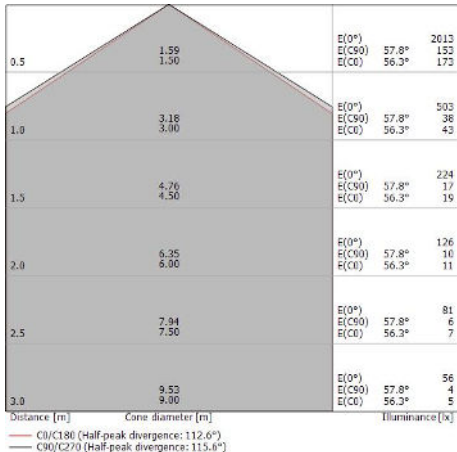
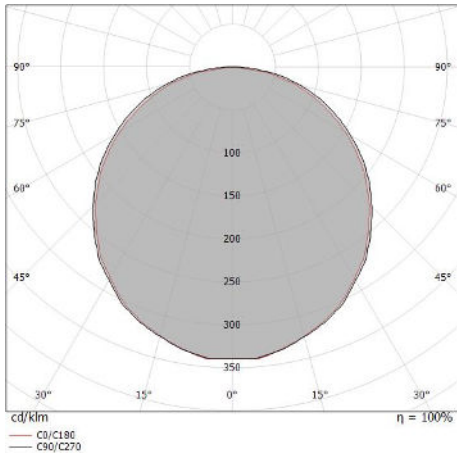
Single emission pendant luminaires for indoor application. The warm white LED light source with a general lighting light distribution is composed of 36 topLED LEDs with CCT of 3000 K and a CRI 80; the source luminous flux is 1861 lm, with a 124.1 lm/W nominal luminous efficacy.

The device body is made of iron and features a embossed white ral 9003 finish, processed by means of powder coating; the diffuser is made of uv resistant polycarbonate with a sandblasting treatment; the mounting frame is made of iron, with a embossed white ral 9003 finish, processed by means of powder coating. The ingress protection degree is IP20; the total weight is of 1.65 kg.

The total absorbed power is 15 W. The power supply cable is included and features a 2.7 m lenght.

The device features protection class I and can be ceiling-mounted.

Compliant with the EN 60598-1 standard and its specific provisions.



Illuminotechnical Features	
Light Output Ratio (LOR)	79 %
Source lumens	1861 lm
Delivered lumens	1483.1 lm
Consumption	15 W
Luminaire efficacy	98 lm/W
Colour temperature	3000 K
Standard Deviation of Colour Matching	3 Step MacAdam
Colour rendering index	80 Ra
Junction temperature (lighting fixture)	80
Standard Operating Ambient Temperature	20
LED Life / Failure Ratio	
L70 B20 C0 72.5h (at Tj 115 Ta 25 )	

UGR	
UGR axial	28.1
UGR transversal	27.7
X=4H   Y=8H	S=0.25H
Reflection factor	70/50/20

OPTICAL	
Light distribution simmetry	Symmetrical
C0/C180 optics	113°