










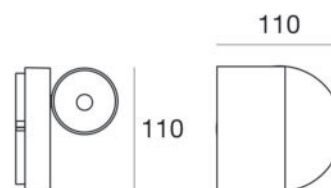


Wall Lights | 220-240 V  
1 arrayLED 5 W DC - 5.1 W AC | CRI 80  
**7956**



Technical data	
Construction year	2015
Type	Surface
Installation position	Wall lights - Ceiling
Installation environment	Indoor
Light Source	LED
Optics	Flood
Light emission direction	frontal
Power	5 W
Source lumens	725 lm
Frequency	60 - 50 Hz
CCT / Tone	3000 K
Colour rendering index	80 Ra
C.C. / C.V.	AC
Safety class	1
IP	IP20
Optical compartment IP	IP40
Glow wire test	850°
Direct mounting on normally flammable surfaces	Yes
CE	Yes
Driver included	Driver
Dimmable article	No
Directional	Swivelling
total angle (vertical plane)	90 °
total angle (horizontal plane)	350 °
Tilting	No
Walk-over	No
Drive-over	No
Cable included	No
Resin potting	No
Type of light emission	Single emission
Net weight	0.524 Kg
Electrostatic discharge protection	No
Surge protection	No

Finishing casing	
Material	Aluminium
Colour	embossed white RAL 9003
Processing	Coating
Finishing diffuser	
Material	PC
Colour	transparent
Finishing mounting frame	
Material	Aluminium
Colour	embossed white RAL 9003
Processing	Coating

Wall Lights | 220-240 V | 1 arrayLED 5 W DC - 5.1 W AC | CRI 80 | Base 7956

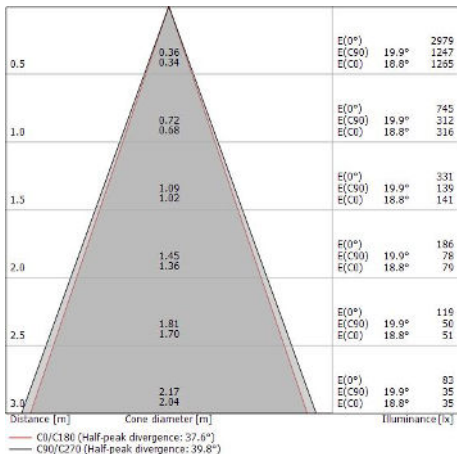
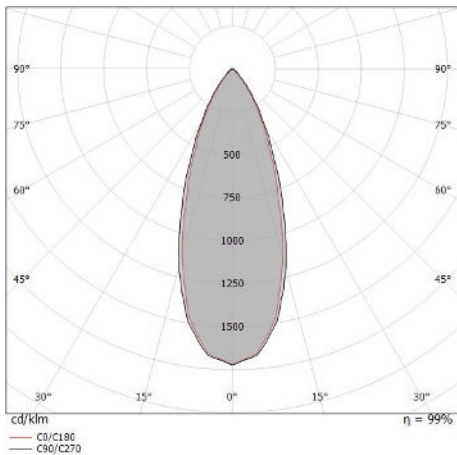
Single emission wall lights for indoor application. The warm white LED light source with a flood light distribution is composed of 1 topped LEDs with CCT of 3000 K and a CRI 80; the source luminous flux is 725 lm, with a 145.0 lm/W nominal luminous efficacy.

The device body is made of aluminium and features a embossed white ral 9003 finish, processed by means of coating; the diffuser is made of PC; the mounting frame is made of aluminium, with a embossed white ral 9003 finish, processed by means of coating. The ingress protection degree is IP20; the total weight is of 0.524 kg.

The total absorbed power is 5 W.

The device features protection class I and can be wall lights or ceiling-mounted.

Compliant with the EN 60598-1 standard and its specific provisions.



Illuminotechnical Features	
Light Output Ratio (LOR)	59 %
Source lumens	725 lm
Delivered lumens	433.29 lm
Consumption	5 W
Luminaire efficacy	84 lm/W
Colour temperature	3000 K
Standard Deviation of Colour Matching	3 Step MacAdam
Colour rendering index	80 Ra
Junction temperature (lighting fixture)	80
Standard Operating Ambient Temperature	25
LED Life / Failure Ratio	
L80 B20 C0 80h	

UGR	
UGR axial	< 22
UGR transversal	< 22
X=4H   Y=8H	S=0.25H
Reflection factor	70/50/20

OPTICAL	
Light distribution simmetry	Symmetrical
C0/C180 optics	38°